/ Descriptions

SOD-123

Schottky Diode in a SOD-123 Plastic Package.

/ Features

AEC-Q101

Low positive pressure drop, can ignore the reverse recovery time, Qualified to AEC-Q101 Standards for High Reliability, HF Product.

/ Applications

General purpose, Meet the stringent requirements of automotive applications.

/ Equivalent Circuit

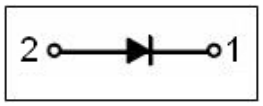

/ Pinning

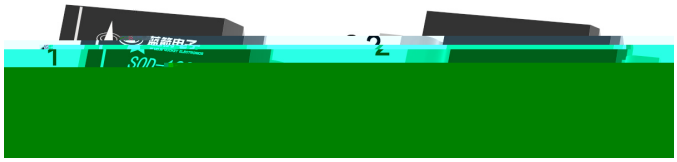

PIN1:Cathode PIN2:Anode

/ Marking

Model	BRSD103AWQ	BRSD103BWQ	BRSD103CWQ
Marking	QS4	QS5	QS6

Parameter	Symbol	Rating			Unit
		BRSD103AWQ	BRSD103BWQ	BRSD103CWQ	
Peak Repetitive Reverse Voltage Working Peak Reverse Voltage DC Reverse Voltage	V_R V_{RRM} V_{RWM}	40	30	20	V
RMS Reverse Voltage	$V_{R(RMS)}$	28	21	14	V
Non-Repetitive Peak Forward Current	I_{FM}	350			mA
Non-Repetitive Peak Forward Surge Current	I_{FSM}	1.5			A
Power Dissipation	P_D	400			mW
Typical Thermal Resistance Junction to Ambient	$R_{\theta JA}$	300			/W
Junction and Storage Temperature Range	T_j,T_{STG}	-65 125			

Parameter		Symbol	Test Conditions	Min	Typ	Max	Unit
Forward Breakdown Voltage		$V_{(BR)R}$	I_R=100μA	VR			V
Peak Forward Voltage		V_{FM}	I_F=20mA			0.37	
			I_F=200mA			0.6	
Peak Reverse Current	BRSD103AWQ	I_{RM}	V_R=30V			5	μA
	BRSD103BWQ		V_R=20V				

BRSD103AWQ/BWQ/CWQ

/ Package Dimensions



/ Marking Instructions



Q

S5

Note:

Q: Automobile halogen-free product Code

S5: Product Type Code

( ) / Temperature Profile for IR Reflow Soldering(Pb-Free)

Note:

1	150 200 60 120sec;	1.Preheating:150~200 , Time:60~120sec.
2	255±5 5±0.5sec;	2.Peak Temp.:255±5 , Duration:5±0.5sec.
3	2 10 /sec.	3.